

# Maps, diagrams and tables concerning the Belgian political system. Aids for an elementary understanding of the Belgian political system

---

by Wilfried DEWACHTER, Godelieve CRAENEN  
and Guy TEGENBOS,

Catholic University of Leuven (Louvain).

★

## Texts of the revised Belgian constitution.

- Constitution de la Belgique et ses modifications. (The Belgian Constitution and its revision). Brussels, Bruylant, 1971, 48 pp.
- G. Craenen, W. Dewachter, E. Lismont, De Belgische Grondwet van 1831 tot heden. Nederlandse en Franse teksten. (The Belgian Constitution from 1831 till 1971. Dutch and French texts.) Leuven, Acco, 1971, 103 pp.
- R. Senelle, De Grondwetsherziening 1967-1971. (The Revision to the Constitution 1967-1971.) Dutch and French edition. Brussels, Teksten en Documenten — Textes et Documents nrs. 279-280-281 of January, February, March 1972. Ministry of Foreign Affairs, Foreign Trade and Aid to Developing Countries, 257 pp.

## List of the Political Parties.

Dutch	French	English transcription
Christelijke Volkspartij (CVP)	Parti Social Chrétien (PSC)	Christian Democrats
Belgische Socialistische partij (BSP)	Parti Socialiste Belge (PSB)	Socialists
Partij voor vrijheid en vooruitgang (PVV)	Parti pour la Liberté et le Progrès (PLP)	Liberals
Volksunie (VU)	Rassemblement Wallon (RW) Front Démocratique des Bruxellois Francophones (FDF)	Flemish Nationalists Walloon Nationalists Brussels French speaking radicals
Kommunistische Partij van België (KPB)	Parti Communiste Belge (PCB)	Communists

## Territorial subdivisions according to the revised constitution.

Dutch	French	English translation	Number
<b>Koninkrijk</b>	<b>Royaume</b>	<b>Kingdom</b>	1
<b>Gewest :</b>	<b>Région :</b>	<b>Region :</b>	
Vlaams gewest	région flamande	Flemish region	3
Waals gewest	région wallonne	Walloon region	
Brussels gewest	région bruxelloise	Brussels region	
<b>Taalgebieden :</b>	<b>Régions linguistiques</b>	<b>Linguistic regions</b>	4
Nederlands taalgebied	région de langue néerlandaise	Dutch speaking region	
Frans taalgebied	région de langue française	French speaking region	
Duits taalgebied	région de langue allemande	German speaking region	
tweetalig gebied Brussel-Hoofdstad	région bilingue de Bruxelles-Capitale	bilingual region of Brussels-Capital	
<b>Bestuurlijke indelingen</b>	<b>Divisions administratives</b>	<b>Administrative subdivisions</b>	
provincie	arrondissement	province	9
arrondissement	province	arrondissement	
— gerechtelijk	— judiciaire	— judicial	26
— verkiezings- } Kamer	— électoral } Chambre	— electoral } House	31
— bestuurlijk } Senaat	— administratif } Sénat	— administrative } Senate	21
agglomeratie	agglomération	agglomeration	43
} federatie van gemeenten	} fédération de communes	} federation of municipalities	1
			5 prospected
			x in 1976
kanton	canton	canton	
— gerechtelijk	— judiciaire	— judicial	234
— verkiezings- gemeente	— électoral commune	— electoral municipality	214 2359

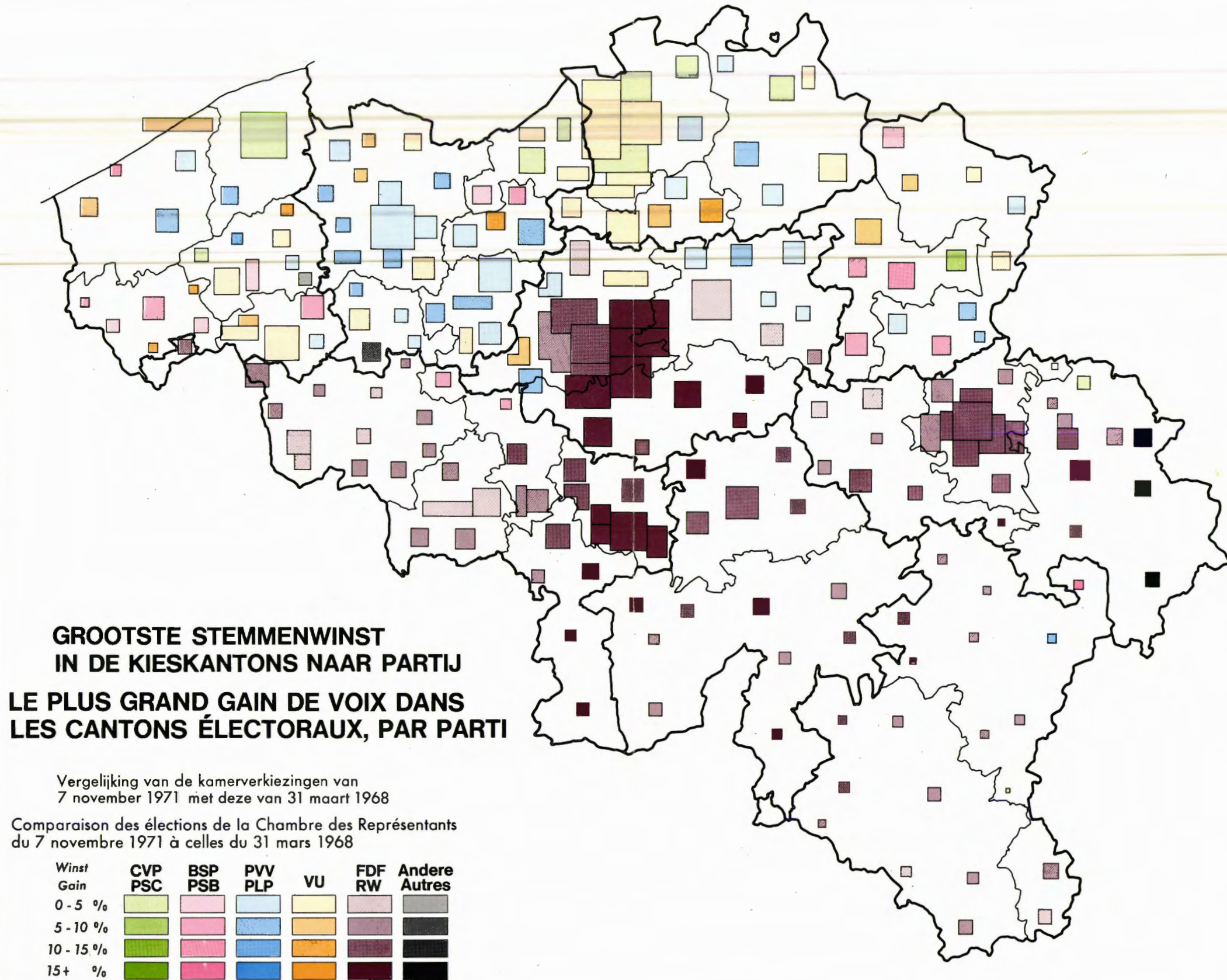
*Particularities.*

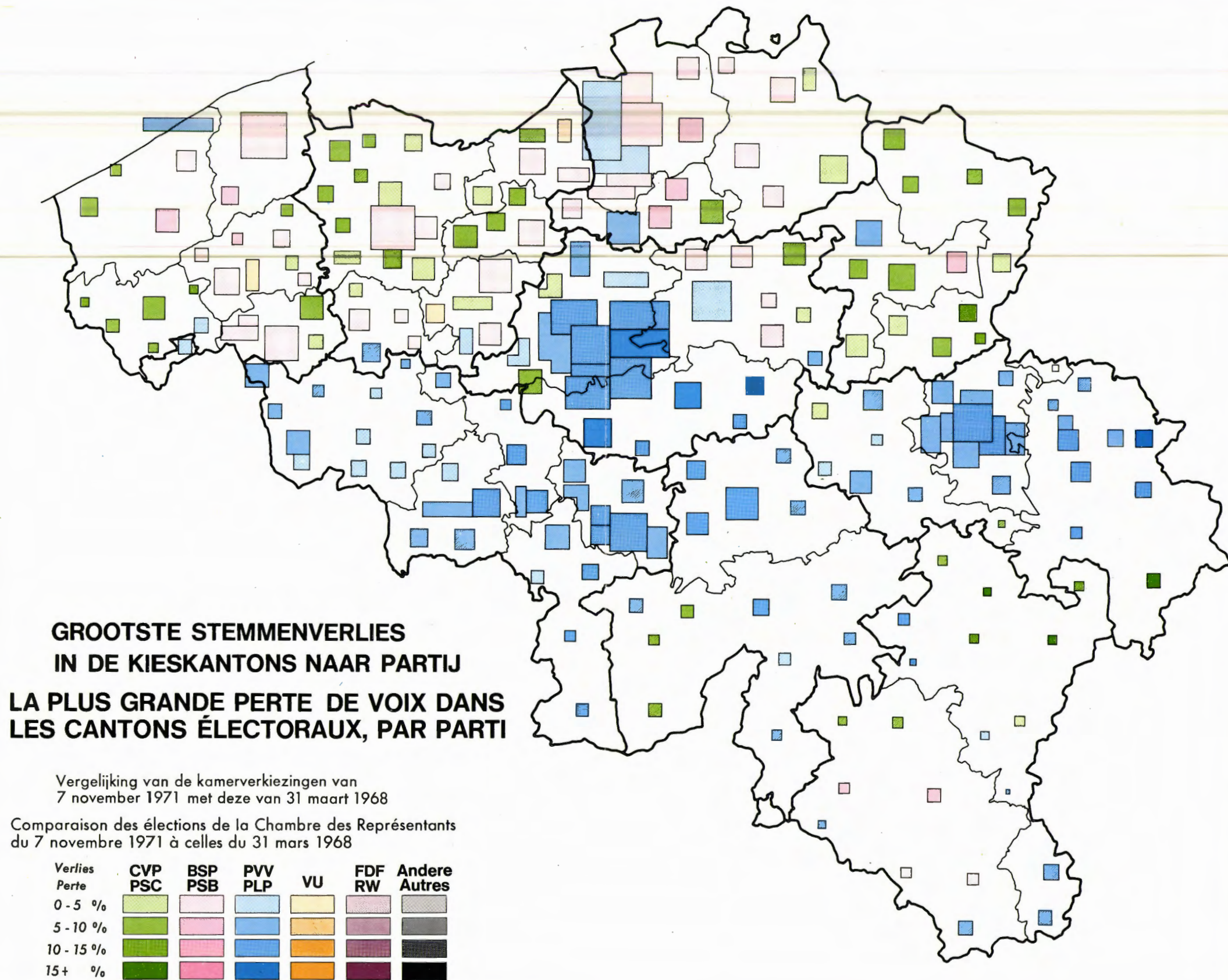
All municipalities necessarily are part of one of the linguistic regions, decided upon by an act of parliament, voted according to a special procedure with an enforced majority requirement.

All of the territory is subdivided in provinces, except when an act of parliament, voted according to the same special procedure mentioned above, excepts a certain part and gives it a legal identity all its own and subjects it directly to the central executive authorities.

The limits of linguistic regions and provinces do not always coincide.

The applicability of an act of the Cultural Councils is not confined to the linguistic regions, but is defined by the linguistic communities within the population.

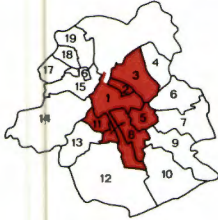




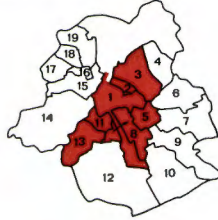
# THE DIFFERENT DEFINITIONS OF BRUSSELS

## 1. Linguistic situation:

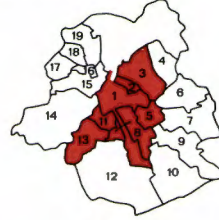
Bilingual enclave with French speaking majority in Flanders.



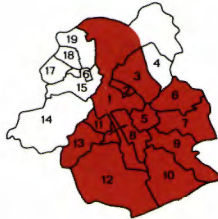
1900



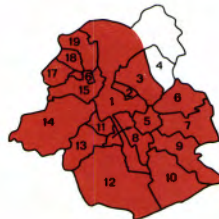
1910



1920



1930

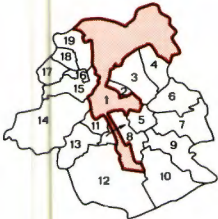


1947

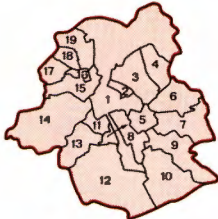
 50% or more of the inhabitants declared French as their most spoken language

## 2. Legal definitions on 1. 1. 1973:

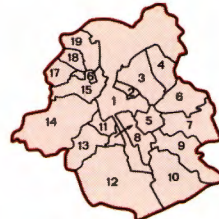
### a. administrative



Municipality



Agglomeration



Arrondissement

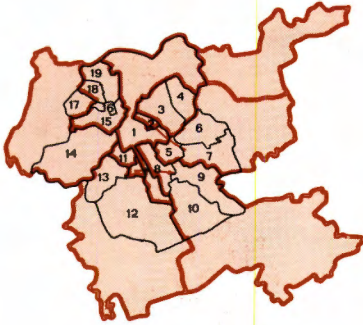


Suburbs with linguistic facilities

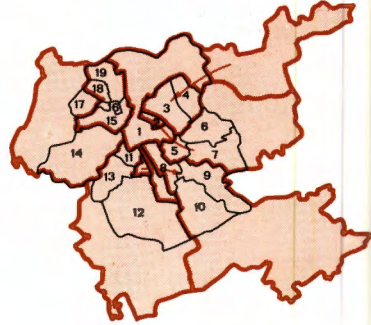
1: 600.000

**b. electoral**

**-national and provincial elections:**



**cantons**



**districts**



**arrondissement**

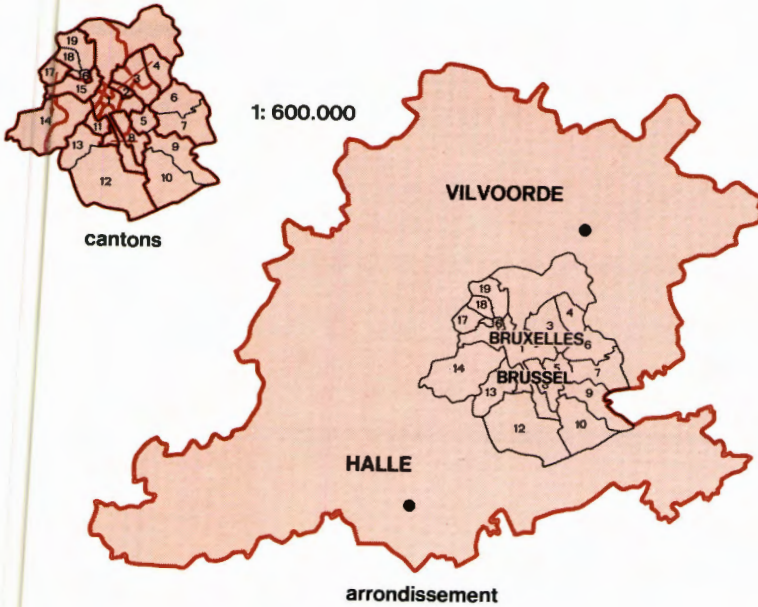
**1: 600.000**

**-local elections:**

-agglomeration

-federations around Brussels not belonging to the agglomeration

c. jurisdictional



**Legend of the municipality numbers**

1. Bruxelles - Brussel
2. Saint-Josse-ten-Noode - St.-Joost-ten-Node
3. Schaerbeek - Schaarbeek
4. Evere
5. Etterbeek
6. Woluwe-Saint-Lambert - St.-Lambrechts-Woluwe
7. Woluwe-Saint-Pierre - St.-Pieters-Woluwe
8. Ixelles - Elsene
9. Auderghem - Oudergem
10. Watermael-Boitsfort - Watermaal-Bosvoorde
11. Saint-Gilles - St.-Gillis
12. Uccle - Ukkel
13. Forest - Vorst
14. Anderlecht
15. Molenbeek-Saint-Jean - St.-Jans-Molenbeek
16. Koekelberg
17. Berchem-Sainte-Agathe - St.-Agatha-Berchem
18. Ganshoren
19. Jette

d) *socio-economic region* : not yet defined.

*proposals* :

— government (CVP/PSC-BSP/PSB-PVV/PLP) :

The 19 municipalities belonging to the agglomeration, unless the competent parliamentary commission agrees to another proposal.

— VU : the 19 municipalities of the agglomeration.

— FDF and RW : the 19 municipalities of the agglomeration + the municipalities or parts of municipalities belonging to, or bordering on, the electoral arrondissement Brussels, and expressing the will to adhere to Brussels by plebiscite ; procedure : organization of a plebiscite on demand of 15 % of the electorate of the municipality in question.

— PLP-section-Brussels : the 19 municipalities of the agglomeration\* in which 50 % of the population expresses the will to belong to Brussels by plebiscite ; procedure : not defined.

— KPB/PCB : the 19 municipalities of the agglomeration + other municipalities or parts of municipalities in which the population expresses the will to belong to Brussels ;

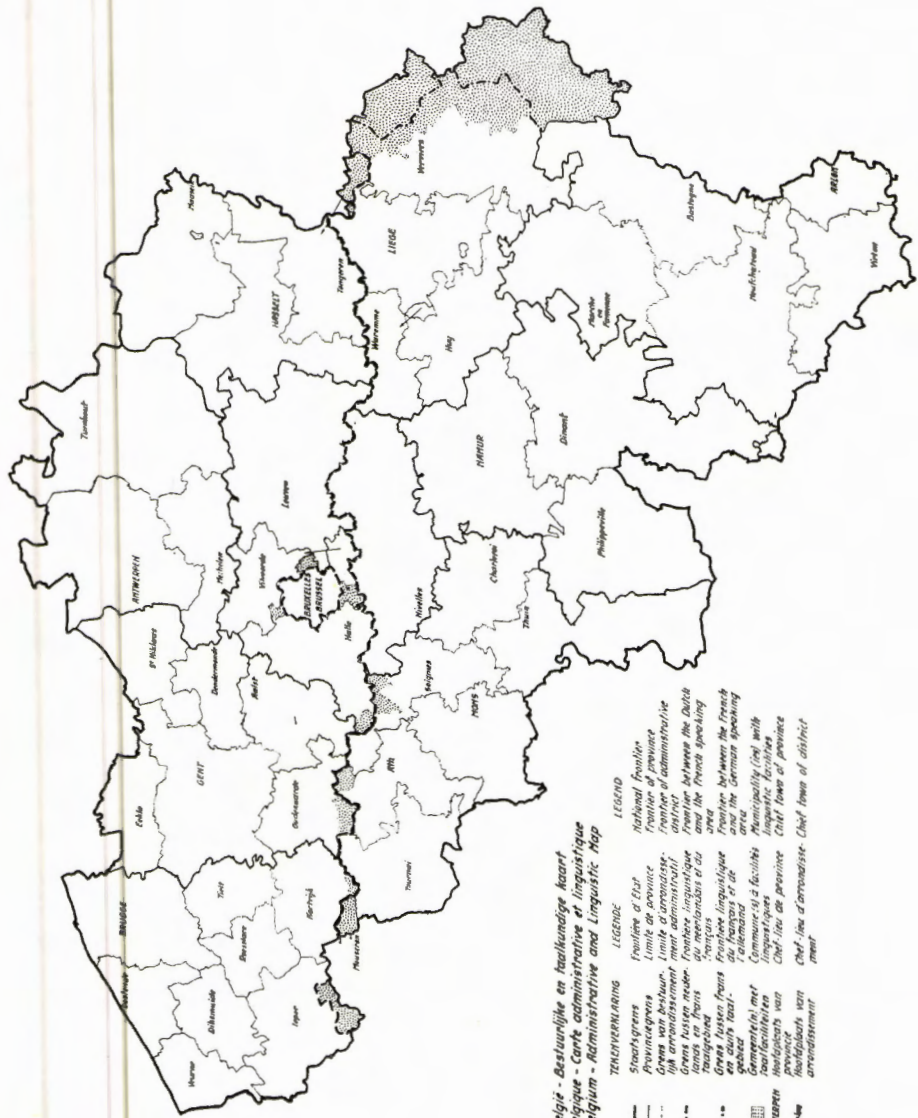
procedure :

— municipality : plebiscite on demand of 50 % of the members of the municipal council.

— part(s) of municipality : plebiscite on demand of 40 % of the electorate.

\* Correction : ... and the suburbs...

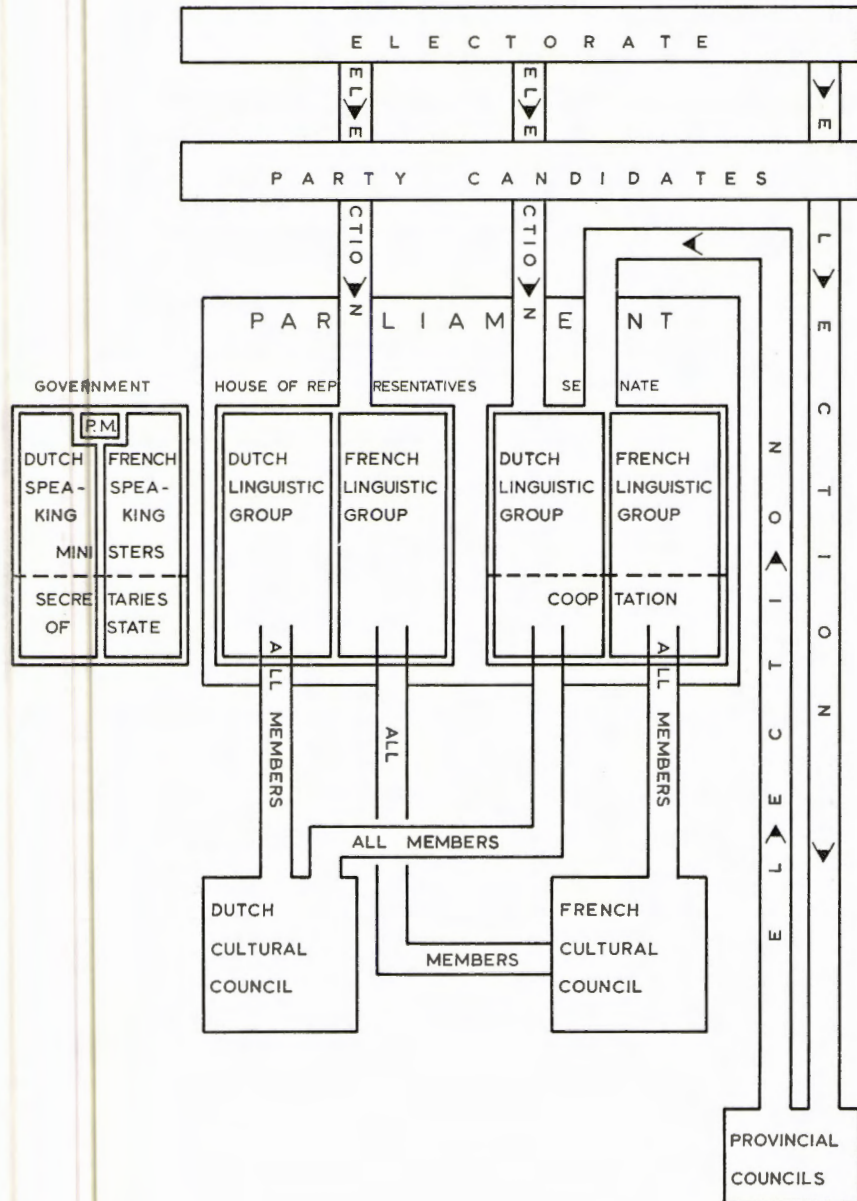




Major differences of the election systems in Belgium

Headings	House of Representatives	Senate	Provincial Council	Agglomeration and Federation Council	Municipal Council
Franchise age	21	21	21	18	18
Required form of citizenship	— by birth — by state-naturalization	— by birth — by state-naturalization	— by birth — by state-naturalization	— by birth — by state-naturalization — by limited naturalization	— by birth — by state-naturalization — by limited naturalization
Age requirement for candidates	25	40	25	21	21
Share of directly elected members	1/1	106/178	1/1	1/1	1/1
Listing of the candidates	each party : — list of candidates — list of candidate-successors	each party : — list of candidates — list of candidate-successors	each party : — list of candidates	each party : — list of candidates	each party : — list of candidates
Alternatives of valid voting	— one party-vote — one preferential vote for a candidate — one preferential vote for a candidate-successor — combination of former alternatives without exceeding party-bounds	— one party-vote — one preferential vote for a candidate — one preferential vote for a candidate-successor — combination of former alternatives without exceeding party-bounds	— one party-vote — one preferential vote — combination of former alternatives without exceeding party-bounds	— one party-vote — one preferential vote — combination of former alternatives without exceeding party-bounds	— one party-vote — one preferential vote — combination of former alternatives without exceeding party-bounds — plural preferential vote without exceeding party-bounds — maximum plural vote without exceeding party-bounds — plural vote — exceeding party-bounds — maximum plural vote — exceeding party-bounds
System of proportional representation	D'Hondt	D'Hondt	D'Hondt	D'Hondt	Imperiali
Adjunction of the (candidate-) successor	Separate list	Separate list	Sequence of obtained votes among the not elected candidates per party	Sequence of obtained votes among the not elected candidates per party	Sequence of obtained votes among the not elected candidates per party
District in which system of election is applied	Arrondissement or Province	Arrondissement or Province	Electoral district or Arrondissement	Agglomeration or Federation	Municipality

THE ORGANIZATION OF THE LEGISLATIVE BRANCH  
 ACCORDING TO THE REVISED CONSTITUTION



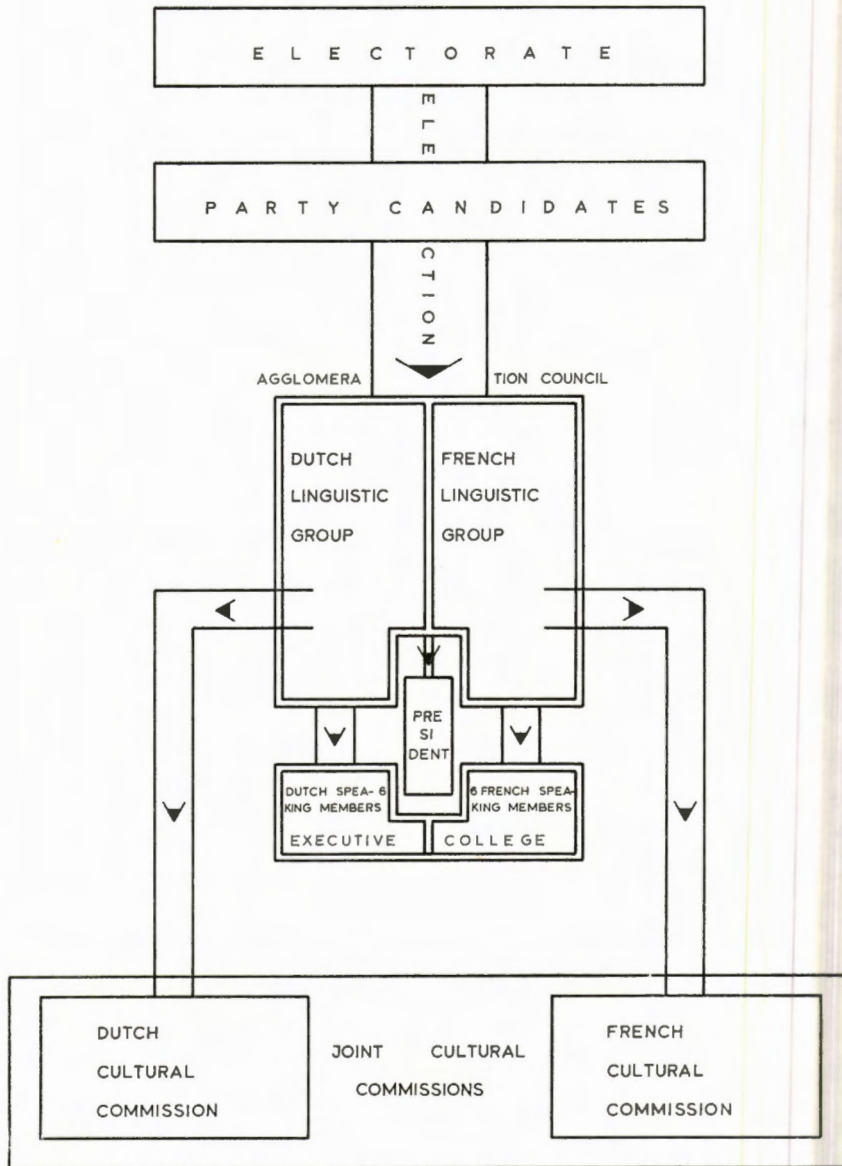
Differences in the appointment and composition of the executive bodies of elected representative bodies

Headings	National level*	Province	Agglomeration — Federation	Municipality
title	government	Board of permanent delegates of the council of the province	Executive board	Court of mayor and aldermen
appointment	negotiations between political parties, appointment by the King, and vote of confidence by parliament	election by the council	election by the council	election by the council
number of members	illimited	six	proportional to population min : 3 max : 9 Brussels-capital : six Dutch speaking, six French speaking	proportional to population min : 2 max : 10
system of choice of members	(not elected)	majority system	proportional system Brussels capital : within linguistic groups, proportional to strength of political parties	majority system
president	prime-minister vice-prime-minister (in coalitions)	governor appointed by the King	president of the council elected by the council	mayor appointed by the King
particular requirements	for four years or until refusal of confidence by parliament equal number of French and Dutch speaking ministers, prime-minister and secretaries of State not taken into account	tenure at least one permanent delegate from each different judicial district within the province	election approved by the King for term of council (six years) Brussels capital : equal number of French speaking and Dutch speaking members, president not taken into account	for term of council (six years)
appointment of successors	new negotiations and appointment by the King	new election	new election	new election

\* Regional level not yet elaborated.



THE ORGANIZATION OF THE AGGLOMERATION BRUSSELS - CAPITAL  
 ACCORDING TO THE REVISED CONSTITUTION



A programmogram shows following informations about the party-system :

- the number of parties participating in the system having a real program (see the different circles and names of parties);
- the number of different policy-objectives (= number of program-items) of each party (see the first number beside the name of the party and the surface of the circle);
- the subdivision of these policy-objectives according to the different policy-areas :
  - foreign policy (see I);
  - internal policy (see B);
  - cultural policy (see K);
  - social policy (see S);
  - economic policy (see E);
  - financial policy (see F);
- the different policy-objectives which the party shares with one or more other parties (see the surface of the grey screen within the circle);
- the different policy-objectives which this party alone stands for (see the second number beside the name of the party and the surface of the black screen within the circle);
- the index of originality which is the percentage of policy-items the party alone stands for as compared to the total number of policy-items of the party (see the lowest number beside the name of the party);
- the different policy-objectives that each party shares with each of the other parties (see the number in, and the breadth of the connecting beam between two circles);
- the opposite policy-objectives that parties have (see the number in, and the breadth of the dotted lines between two circles).

The programmogram does not show a left-right disposition.

